Ultracell®

'Quality in Every Language'

UCG75-12

12V 75Ah

Solar Series

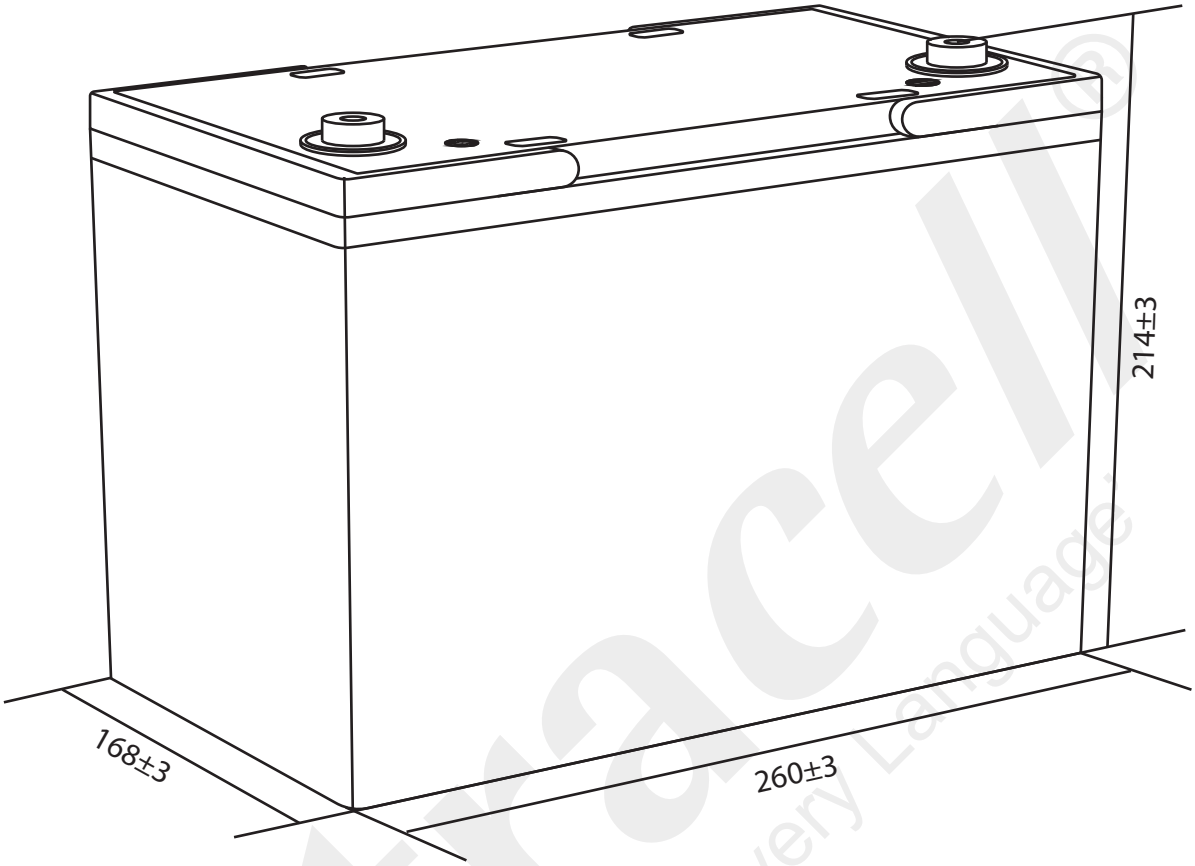

22.3 kg
Approx

Technical Dimensions (mm)

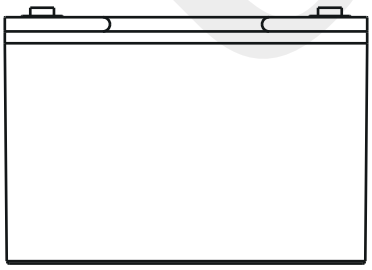

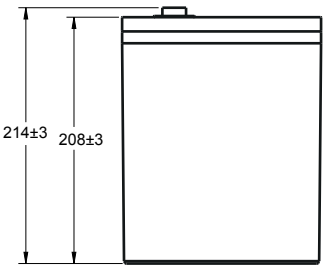

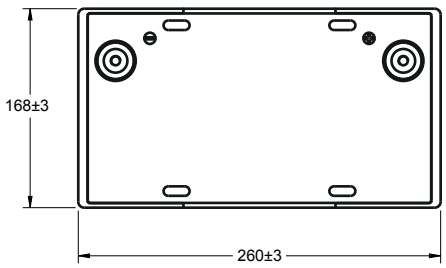

Ultracell (UK) Ltd | Vesty Business Park, Vesty Road, Liverpool, L30 1NY, United Kingdom
Tel: +44 (0) 151 523 2777 | Fax: +44 (0) 151 523 0855 | Email: info@ultracell.co.uk
www.ultracell.co.uk

UCG-V3-REV2 09/21

ALL DATA IS SUBJECT TO CHANGE WITHOUT NOTICE

Ultracell®
'Quality in Every Language'

TechData

UCG75-12
12V 75Ah
Solar Series

Image

Terminal Dimensions (mm)

Standard
Terminal: F6

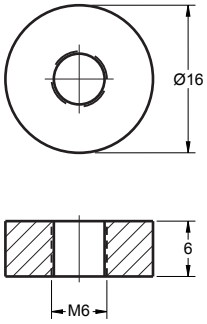

Technical Specification

Output	Nominal Voltage Nominal Capacity (10HR)	12V 75Ah
Terminal Type	Standard Terminal	F6
Container Material	Standard Option Flame Retardant Option (FR)	ABS ABS (UL94:VO)
Rated Capacity	(20HR 1.80V/cell, 25°C) (10HR 1.80V/cell, 25°C) (5HR 1.75V/cell, 25°C) (3HR 1.75V/cell, 25°C) (1HR 1.60V/cell, 25°C)	77.2 Ah/3.86A 75.0 Ah/7.50A 64.0 Ah/12.8A 55.5 Ah/18.5A 44.8 Ah/44.8A
Max Discharge Current	900A (5s)	
Internal Resistance	Approx 6.6mΩ	
Discharge Characteristics	Operating Temp Range	Discharge: -15 ~ 50°C Charge: 0 ~ 40°C Storage: -15 ~ 50°C
	Nominal Operating Temp Range	25 ± 3°C
	Cycle Use	Initial Charging Current less than 22.5A. Voltage 14.4V ~ 15.0V @ 25°C Temp. Coefficient -30mV/°C
	Standby Use	Initial Charging Current less than 22.5A. Voltage 13.5V ~ 13.8V @ 25°C Temp. Coefficient -20mV/°C
	Capacity affected by Temperature	40°C 103% 25°C 100% 0°C 86%
Design Floating Life at 20°C	10 Years	

Self Discharge

Ultracell® UCG batteries may be stored for up to 9 months at 25°C and then a refresh charge is required. For higher temperatures the time intervals will be shorter.

Constant Current Discharge / Constant Power Discharge At 25°C (Amperes & Watts/Cell)

A = Amperes W = Watts

F.V/TIME A / W	5 min	10 min	15 min	20 min	30 min	45 min	60 min	2 hours	3 hours	4 hours	5 hours	6 hours	8 hours	10 hours	20 hours
1.85V/cell	120.9 222.8	95.1 177.0	80.8 152.0	67.6 128.4	53.4 102.4	40.6 78.4	33.6 65.1	21.3 41.6	16.6 32.4	13.6 26.7	11.6 22.8	10.1 19.9	8.21 16.3	6.96 13.8	3.75 7.46
1.80V/cell	159.9 291.8	119.7 220.4	96.3 178.7	78.8 147.5	61.5 116.4	46.1 88.3	37.4 72.0	23.2 45.0	17.8 34.7	14.5 28.3	12.5 24.4	10.8 21.3	8.76 17.3	7.50 14.9	3.86 7.67
1.75V/cell	184.0 328.4	134.2 243.0	107.3 196.6	86.5 160.3	65.5 123.0	48.7 92.5	39.5 75.8	24.3 46.9	18.5 35.8	15.0 29.2	12.8 24.9	11.1 21.8	8.91 17.6	7.58 15.0	3.90 7.73
1.70V/cell	205.1 355.1	148.0 261.4	115.9 209.1	92.0 168.9	69.1 128.8	51.1 96.6	41.2 78.8	25.5 49.1	19.1 36.9	15.5 30.0	13.1 25.5	11.4 22.2	9.03 17.8	7.61 15.1	3.98 7.88
1.65V/cell	223.9 381.6	158.2 276.3	122.1 218.1	96.7 176.0	72.4 133.7	52.7 98.7	42.7 81.1	26.2 50.1	19.8 38.2	15.9 30.8	13.4 26.0	11.6 22.7	9.17 18.0	7.69 15.2	4.01 7.94
1.60V/cell	249.0 414.5	173.2 295.5	131.6 231.2	103.9 187.0	77.0 140.9	55.7 103.7	44.8 84.5	27.2 51.7	20.5 39.3	16.3 31.4	13.7 26.4	11.9 23.1	9.28 18.2	7.82 15.4	4.05 8.00

VdS
MH29410
CE
EMC 1188-C
IEC
IEC 60896
IEC 62321
Qualitas Veritas
ISO 9001:2015

Ultracell (UK) Ltd | Vesty Business Park, Vesty Road, Liverpool, L30 1NY, United Kingdom
Tel: +44 (0) 151 523 2777 | Fax: +44 (0) 151 523 0855 | Email: info@ultracell.co.uk
www.ultracell.co.uk

UCG-V3-REV2 09/21
ALL DATA IS SUBJECT TO CHANGE WITHOUT NOTICE

Discharge Characteristics

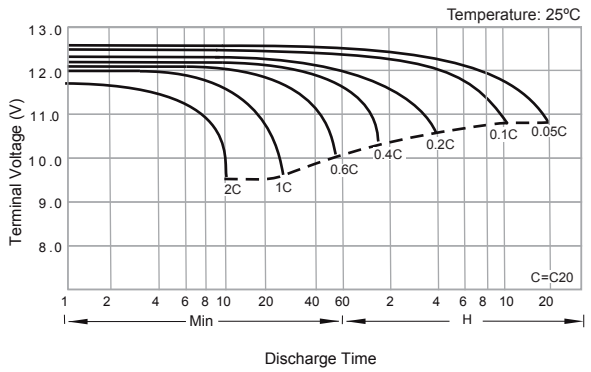

Float Charging Characteristics

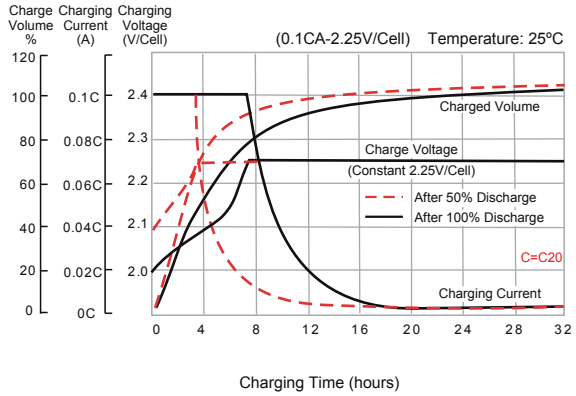

Temperature Effects in Relation to Battery Capacity

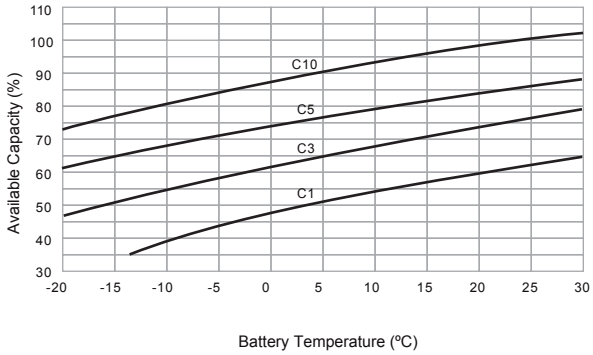

Effect of Temperature on Long Term Float Life

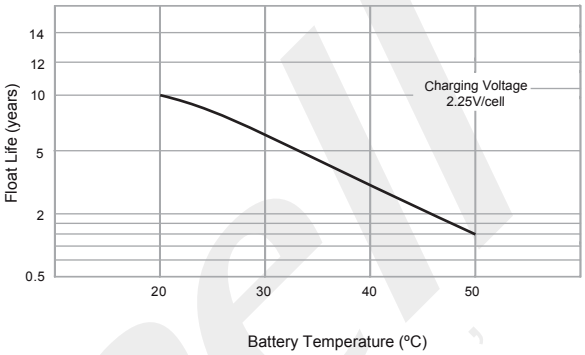

Cycle Life in Relation to Depth of Discharge

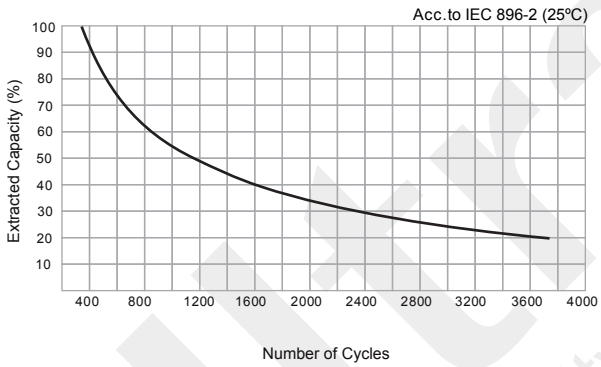

General Relation of Capacity vs. Storage Time

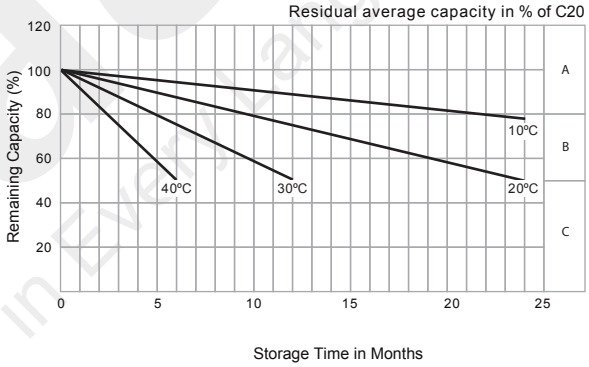

General Relation of Capacity vs. Storage Time (Notes)

A) No supplementary charge required.
(Carryout supplementary charge before use if 100% capacity is required.)

B) Supplementary charge required before use. Optional charging way as below:
1. Charged for above 3 days at limited current 0.25CA and constant voltage 2.25V/cell.
2. Charged for above 20 hours at limited current 0.25CA and constant voltage 2.45Vcell.
3. Charged for 8 ~ 10 hours at limited current 0.05 CA.

C) Supplementary charge may often fail to recover the capacity.
The battery should never be left standing till this is reached.

VdS
MH29410
CE
EMC 1188-C
IEC
IEC 60896
IEC 62321
Qualitas Veritas
ISO 9001:2015

Ultracell (UK) Ltd | Vesty Business Park, Vesty Road, Liverpool, L30 1NY, United Kingdom
Tel: +44 (0) 151 523 2777 | Fax: +44 (0) 151 523 0855 | Email: info@ultracell.co.uk
www.ultracell.co.uk

UCG-V3-REV2 09/21
ALL DATA IS SUBJECT TO CHANGE WITHOUT NOTICE